

QIAcube[®] HT — Your Purification Expert

Fast and reliable
96-well nucleic acid
purification



Sample & Assay Technologies



Economical, high-throughput nucleic acid purification from virtually all sample types

QIAcube HT enables automated mid- to high-throughput nucleic acid purification in 96-well format using silica membrane technology. Users can quickly and easily purify DNA, RNA, and miRNA from almost any type of sample — including cells, tissues, and food material, as well as from bacteria and viruses in animal samples. Automated instrument protocols and dedicated QIAcube HT purification kits and plasticware increase reliability and convenience and save valuable time. The system provides the same high-quality results as other trusted QIAGEN purification technologies.



QIAcube HT features and benefits:

- Reliable nucleic acid extraction from virtually any sample type
- Cost and time savings with dedicated purification kits
- Intuitive software for easy data management and documentation
- Designed to increase safety and minimize cross-contamination
- Convenient, flexible, and easy-to-use instrument with small footprint

Innovative safety features

Advanced instrument safety features, including a translucent hood, help to protect precious samples from environmental contamination. The HEPA filter maintains positive clean air pressure on the worktable underneath the hood and protects precious samples from potential airborne contaminants. The UV light provides efficient worktable decontamination and helps to prevent cross-contamination. QIAcube HT ejects used tips externally through the tip disposal chute into a disposable plastic box located at the side of the instrument, preventing waste accumulation in the clean workspace. The tip disposal box holder keeps the box positioned correctly under the tip chute, and a secure-fitting lid makes waste disposal simple and safe.


Seamless integration into your workflow

QIAcube HT can be seamlessly integrated into your workflow and is fully compatible with QIAGEN assay technologies. Purified nucleic acids are eluted into a plate of collection tubes specifically designed for integration into downstream applications. This elution plate can be transferred to the QIAgility® instrument for automated PCR setup. Analysis by real-time PCR or RT-PCR can then be carried out on the Rotor-Gene® Q. For automated separation and analysis of a variety of nucleic acids, including single or multiple PCR fragments, the QIAxcel® Advanced capillary electrophoresis system overcomes the bottlenecks of gel electrophoresis. Visit www.qiagen.com/goto/automation for more on QIAGEN automation.



Convenient compact design. QIAcube HT is a compact, benchtop instrument with a very small footprint. It fits easily onto most lab benches and can be readily moved into biosafety level laboratories. QIAcube HT comes with a laptop computer for added flexibility.

Sample disruption



TissueLyser II

Purification



QIAcube HT

Assay setup



QIAgility

Detection and analysis



Rotor-Gene Q



QIAxcel Advanced

Dedicated purification kits

QIAcube HT uses silica membrane technology for nucleic acid purification in 96-well format. Dedicated purification kits increase convenience and reliability while providing the same high-quality results as other trusted QIAGEN purification technologies. All the plastic consumables required for typical purification runs are included in the QIAcube HT Plasticware package. Virtually any sample type can be used as starting material, including cells, tissues, bacteria, viruses, and food material.



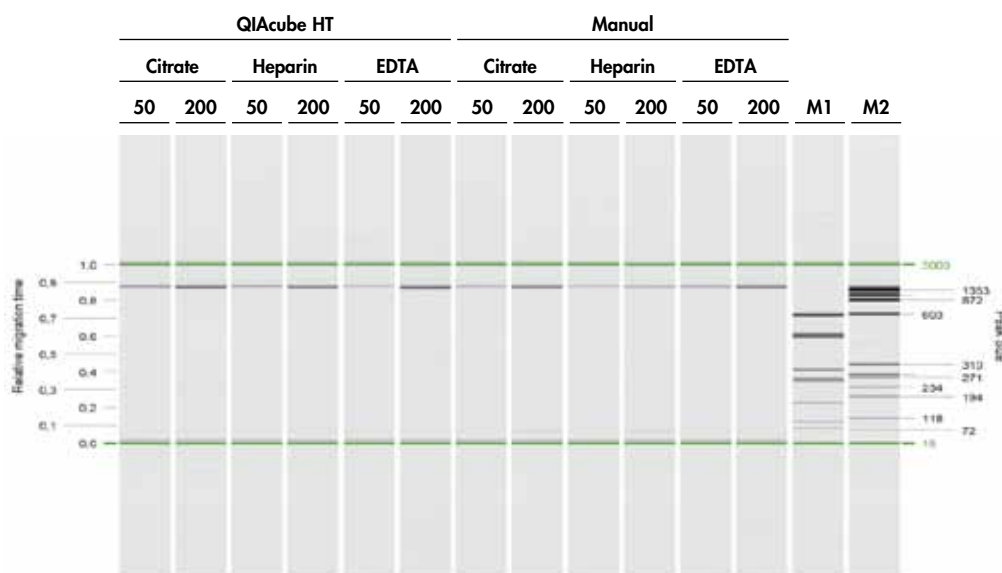
Free up your time.

Automated nucleic acid purification with QIAcube HT and the dedicated QIAcube HT purification kits saves time and leaves you free to focus on other tasks.

DNA purification

Automated purification of total DNA from blood, cells, and tissue samples is quick, easy, and reliable with QIAcube HT and the dedicated QIAamp 96 DNA QIAcube HT Kit. Fresh or frozen whole blood containing common anticoagulants can be processed to provide high yields of pure DNA that perform well in downstream analyses (see figure 1). QIAcube HT lets users increase sample purification throughput without having to compromise on quality or reliability.

Figure 1. Analysis of gDNA. Genomic DNA was purified from 50 or 200 μ l of human blood treated with sodium citrate, heparin, or EDTA. Samples were processed manually with the QIAamp 96 DNA Blood Kit or on the QIAcube HT with the QIAamp 96 DNA QIAcube HT Kit. DNA was eluted in 200 μ l. PCR was carried out for a 1.2 kb *Hugl* gene fragment with 2.5 μ l eluate. A 1 μ l aliquot of each PCR was analyzed on the QIAxcel Advanced. **M1:** pUC18 *Hae*III marker; **M2:** phiX174 *Hae*III marker. DNA purified on QIAcube HT is of the same high quality as DNA from manual processing.



RNA Purification

The RNeasy 96 QIAcube HT Kit makes RNA purification on the QIAcube HT simple and reliable. Six instrument protocols are available, depending on the starting material and desired size distribution of purified RNA. Users can expect linear sample recovery with no significant well-to-well variation across a 96-well plate. RNA purified with QIAcube HT exhibits high RNA Integrity Scores (RIS) (see figure 2) and performs well in downstream applications.

High performance with difficult sample types

Automated processing of complex samples is precise and repeatable between different purification runs on different days, providing not only convenience but also peace of mind. The QIAcube HT platform with the *cador* Pathogen 96 QIAcube HT Kit allows co-purification of viral RNA and bacterial DNA from various animal-derived samples using just one universal instrument protocol. Using proven QIAamp silica-membrane technology in a convenient 96-well format, contaminants and inhibitors are removed to yield high-quality pathogen nucleic acids that are ready for downstream analysis. The DNeasy *mericon* 96 QIAcube HT Kit has been specially adapted for use with QIAcube HT and uses an accelerated CTAB procedure to provide high yields of DNA from a variety of raw or processed food matrices, while minimizing carryover of PCR inhibitors.

	RNA Integrity Score (RIS)		
	QIAcube HT	QIAcube	BioRobot Universal
Lung	8.3	8.4	8.1
Kidney	8.4	8.6	7.6
Spleen	8.7	9.0	9.1
Intestine	8.8	8.9	8.2
Brain	7.7	7.5	7.1

See the complete list of available kits at www.qiagen.com/QIAcubeHT-Kits!

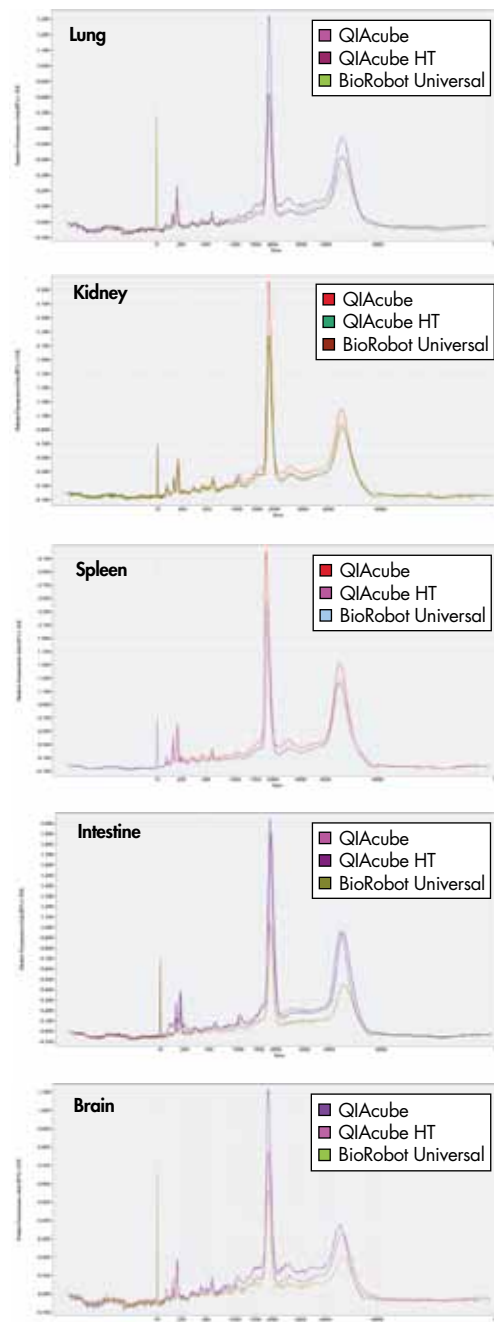


Figure 2. High-quality RNA from tissues. RNA was isolated from 10 mg of various rat tissues stabilized in *RNA/later* RNA Stabilization Reagent. RNA was purified using QIAzol Lysis Reagent and the QIAcube HT, BioRobot Universal System, or QIAcube. A 1 μ l aliquot of each purified RNA sample was analyzed on QIAxcel Advanced using the QIAxcel RNA QC Kit v2.0. The resulting high RNA integrity scores (RIS) indicate recovery of high-quality RNA from all platforms.



For lower throughput needs, QIAcube is your answer

For researchers who do not need a throughput of 96 samples per run, we recommend the original QIAcube, which automates processing of more than 60 different QIAGEN spin-column kits. QIAcube eliminates tedious manual steps while enabling seamless integration of automated, low-throughput sample prep into the laboratory workflow. No change of purification chemistry is required, assuring fast startup and immediate results. All steps in the purification procedure are fully automated — up to 12 samples can be processed per run.

QIAcube is preinstalled with a variety of protocols for purification of RNA, genomic DNA, plasmid DNA, viral nucleic acids, and proteins, plus DNA and RNA cleanup. All standard protocols in the expanding range can also be downloaded free of charge. In addition, customized protocols tailored to meet specific application demands can be requested.



QIAcube features and benefits:

- Automation of trusted QIAGEN spin-column kits
- Elimination of manual processing steps
- Purification of DNA, RNA, or proteins
- More free time with affordable automated processing
- Standardized results and increased productivity

Discover more at www.qiagen.com/QIAcube!

Ordering Information

Product	Contents	Cat. no.
QIAcube HT System	Robotic workstation with UV lamp, HEPA filter, laptop, QIAcube HT operating software, start-up pack, installation and training, 1-year warranty on parts and labor	9001793
QIAcube HT Priority Package	Robotic workstation with UV lamp, HEPA filter, laptop, QIAcube HT operating software, startup pack; includes Priority Package with installation, training, 2-year warranty on parts and labor, and 2 preventive maintenance visits	9001899
QIAcube HT Priority Package Plus	Robotic workstation with UV lamp, HEPA filter, laptop, QIAcube HT operating software, startup pack; includes Priority Package with installation, training, 3-year warranty on parts and labor, and 3 preventive maintenance visits	9001900
QIAcube HT Plasticware (480)	S-blocks, filter tips, tape pads, elution microtubes, and strip caps for nucleic acid purification with QIAcube HT	950067
<i>cador</i> Pathogen 96 QIAcube HT Kit (5)	Reagents, buffers, and QIAamp 96 plates for purification of viral RNA and DNA and bacterial DNA from animal samples	541641
QIAamp 96 DNA QIAcube HT Kit (5)	Reagents, buffers, and QIAamp 96 plates for purification of DNA from blood and tissue samples	51331
DNeasy <i>mericon</i> 96 QIAcube HT Kit (5)	Reagents, buffers, and DNeasy 96 plates for purification of DNA from raw and processed food samples	69571
RNeasy 96 QIAcube HT Kit (5)	Reagents, buffers, and RNeasy 96 plates for purification of total RNA from animal and human cells and tissue	74171

For up-to-date licensing information and product-specific disclaimers, see the respective QIAGEN kit handbook or user manual. QIAGEN kit handbooks and user manuals are available at www.qiagen.com or can be requested from QIAGEN Technical Services or your local distributor.

Visit www.qiagen.com/p/QIAcubeHT and increase your purification throughput!

www.qiagen.com

Australia = Orders 1-800-243-800 = Fax 03-9840-9888 = Technical 1-800-243-066

Austria = Orders 0800-28-10-10 = Fax 0800-28-10-19 = Technical 0800-28-10-11

Belgium = Orders 0800-79612 = Fax 0800-79611 = Technical 0800-79556

Brazil = Orders 0800-557779 = Fax 55-11-5079-4001 = Technical 0800-557779

Canada = Orders 800-572-9613 = Fax 800-713-5951 = Technical 800-DNA-PREP (800-362-7737)

China = Telephone 86-21-3865-3865 = Fax 86-21-3865-3965 = Technical 800-988-0325 or 400-880-0325

Denmark = Orders 80-885945 = Fax 80-885944 = Technical 80-885942

Finland = Orders 0800-914416 = Fax 0800-914415 = Technical 0800-914413

France = Orders 01-60-920-920 or 0800-912965 = Fax 01-60-920-925 = Technical 01-60-920-930 or 0800-912961

Germany = Orders 02103-29-12000 = Fax 02103-29-22000 = Technical 02103-29-12400

Hong Kong = Orders 800 933 965 = Fax 800 930 439 = Technical 800 930 425

India = Orders 1-800-102-4114 = Fax 1-800-103-4114 = Technical 1-800-102-4115

Ireland = Orders 1800-555-049 = Fax 1800-555-048 = Technical 1800-555-061

Italy = Orders 800-789544 = Fax 800-789660 = Technical 800-787980

Japan = Telephone 03-6890-7300 = Fax 03-5547-0818 = Technical 03-6890-7300

Korea (South) = Orders 080-000-7146 = Fax 02-2626-5703 = Technical 080-000-7145

Luxembourg = Orders 8002-2076 = Fax 8002-2073 = Technical 8002-2067

Malaysia = Orders 603-7981-5510 = Fax 603-7981-5511 = Technical 1800-806-469

Mexico = Orders 01-800-7742-639 = Fax 01-800-1122-330 = Technical 01-800-7742-436

The Netherlands = Orders 0800-0229592 = Fax 0800-0229593 = Technical 0800-0229602

Norway = Orders 800-18859 = Fax 800-18817 = Technical 800-18712

Singapore = Orders 1800-742-4362 = Fax 65-6854-8184 = Technical 1800-742-4368

Spain = Orders 91-630-7050 = Fax 91-630-5145 = Technical 91-630-7050

Sweden = Orders 020-790282 = Fax 020-790582 = Technical 020-798328

Switzerland = Orders 055-254-22-11 or 0800-897470 = Fax 055-254-22-13 = Technical 055-254-22-12 or 0800-837160

Taiwan = Orders 0800-665-956 = Fax 8862-2369-1100 = Technical 0800-665-957

UK = Orders 0808-234-3665 = Fax 0808-234-3918 = Technical 0808-234-3974

USA = Orders 800-426-8157 = Fax 800-718-2056 = Technical 800-DNA-PREP (800-362-7737)

