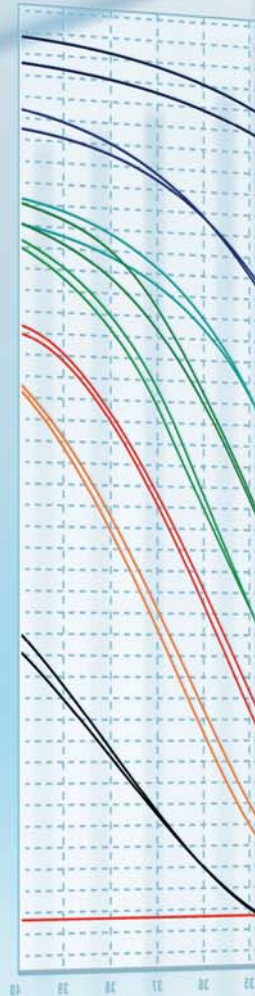


Analyzing Gene Expression and Regulation



Real-Time PCR



DNA Methylation

siRNA

miRNA



Important mechanisms of regulating gene expression

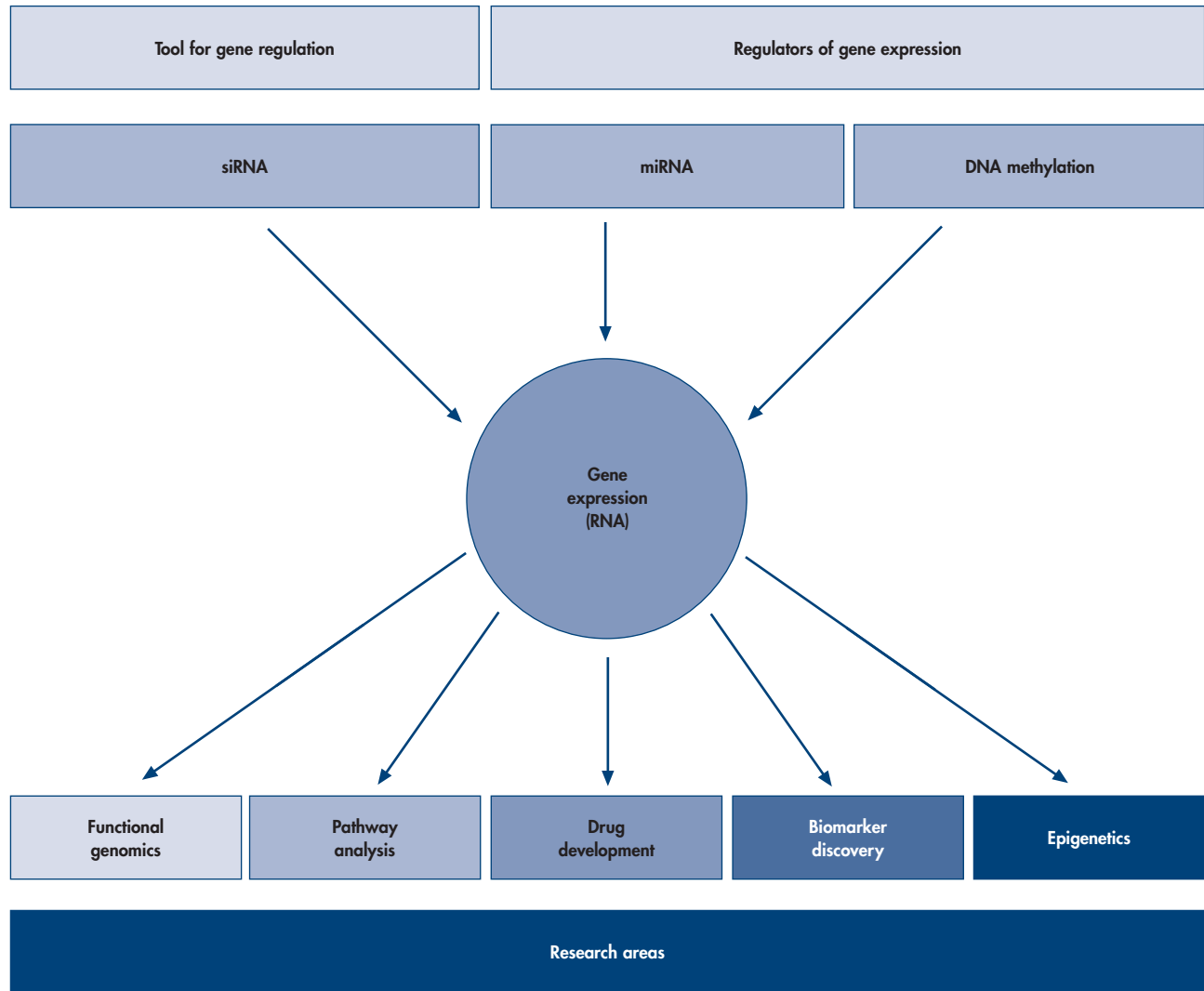


Figure 1. Gene expression and gene regulation. Expression of genes can be regulated artificially by siRNA-mediated RNAi, a powerful tool for gene knockdown. Mechanisms of gene regulation include gene silencing by miRNAs, which are naturally occurring short RNAs, and DNA methylation of genomic DNA, which can occur as a result of environmental stimuli. RNAi and the study of miRNAs and DNA methylation are of importance in a variety of research areas.

Broad range of solutions for studying genes

The ground-breaking invention of siRNA-mediated RNAi and the important discoveries of miRNA and DNA methylation open up many possibilities for researchers. RNAi provides a powerful tool for studying gene function, while miRNA and DNA methylation represent exciting areas of research into diseases such as cancer. QIAGEN recognizes the importance of these scientific advances, and offers a broad portfolio of products that overcomes the major challenges in gene silencing and gene expression analysis and in research into gene regulation by miRNA and DNA methylation (Table 1).

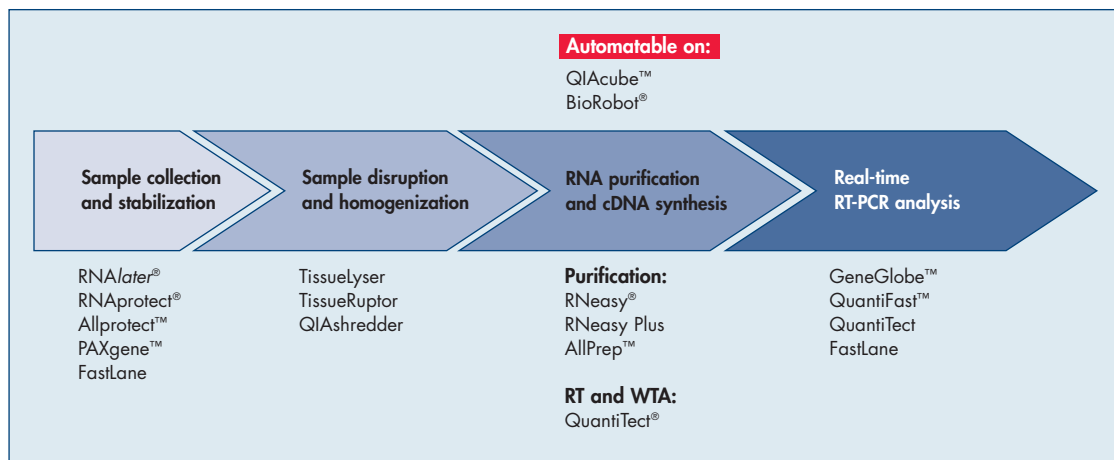
Table 1. QIAGEN solutions to challenges in studying genes

| Application | Challenge | QIAGEN solution |
|---------------------------------|--|--|
| Gene expression analysis | Artificial changes in transcript levels upon sample collection | Reagents for immediate and convenient sample stabilization |
| | Working with limited amounts of sample material | Uniform whole transcriptome amplification with minimal sequence bias |
| | Designing optimal gene expression assays | Bioinformatically validated, genome-wide primer sets |
| | Achieving efficient PCR amplification | Optimized real-time PCR master mixes for all cyclers |
| | Carrying out high-throughput analysis | Real-time RT-PCR analysis without RNA purification |
| RNAi/miRNA research | Sourcing reagents for high knockdown | Pre-designed, potent, specific siRNAs, available online |
| | Minimizing off-target effects | Highly specific and potent siRNA, and reagent to transfect low siRNA amounts |
| | Efficient siRNA delivery | Transfection reagent validated for broad range of cell types |
| | Lack of proven tools in the new field of miRNA research | Tools for purification and real-time PCR analysis |
| Epigenetics | Accurate and reproducible DNA methylation analysis | Complete bisulfite conversion (>99% of unmethylated cytosines) |
| | Sensitive results even from small samples | Unique DNA protection during bisulfite treatment |
| | Fast and easy bisulfite conversion | Streamlined 6-hour procedure with prealiquoted buffers; automated protocol available |
| | DNA methylation analysis from FFPE tissue samples | Dedicated DNA purification and bisulfite conversion methods |



QIAGEN sets the standard for gene expression analysis, providing:

- Purification of RNA that accurately represents the in vivo gene expression profile
- Highly specific and sensitive quantification of transcripts with no need for optimization
- Standardized, streamlined workflows to ensure comparable and reproducible data



For more details on standardized gene expression analysis, visit www.qiagen.com/geneXpression !

Gene expression analysis applications

Gene expression analysis plays an important role in areas such as cancer research, enabling biomarker identification, target validation, and drug development. Of importance to researchers is the ability to achieve accurate real-time PCR with the minimum of time and effort. Real-time PCR with SYBR® Green detection in just 45 minutes while maintaining high specificity and sensitivity can be achieved by combining genomewide, predesigned primer sets with a patent-pending buffer system optimized for fast-cycling PCR (Figure 2). This innovative fast real-time PCR technology provides speed and accuracy not only on fast cyclers but also on standard cyclers, whether detection is done with SYBR Green or with sequence-specific probes (Figure 3). For applications such as RNAi validation, the entire real-time PCR workflow can be streamlined by eliminating the need for RNA purification and allowing analysis of multiple targets in one tube (Figure 4). All these PCR technologies avoid tedious optimization steps through the use of ready-to-use master mixes.

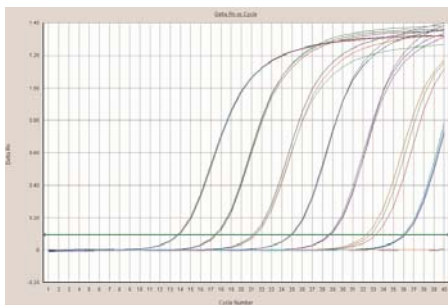


Figure 2. Wide dynamic range in SYBR Green based real-time RT-PCR. The QuantiFast SYBR Green RT-PCR Kit provided accurate quantification of HSP89 (a heat shock protein) transcript over 7 logs of template when used with the corresponding QuantiTect Primer Assay. Reactions were run in triplicate on the Applied Biosystems® 7500 Fast System using 10-fold dilutions of in vitro transcript (10^7 down to 10 copies).

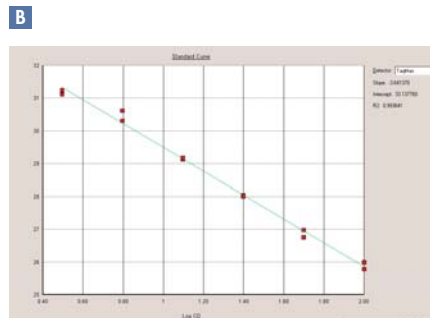
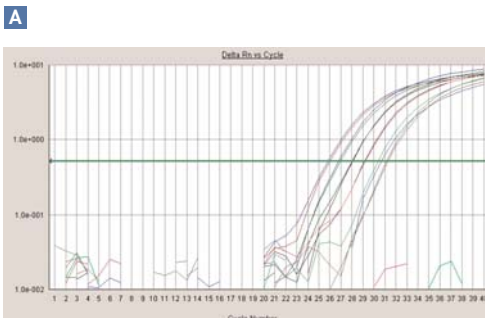


Figure 3. Fast and accurate probe-based real-time RT-PCR. The QuantiFast Probe PCR Kit provided **A** clearly distinguishable C_t values when two-fold dilutions of cDNA (100 ng to 3.13 ng) from skeletal muscle were analyzed and **B** a PCR efficiency of 90%. Reactions were run in duplicate on the ABI PRISM® 7000 using a TaqMan® gene expression assay for NFkB. (Data kindly provided by Dr. Despina Constantin and Dr. Tim Constantin, University of Nottingham Medical School, United Kingdom.)

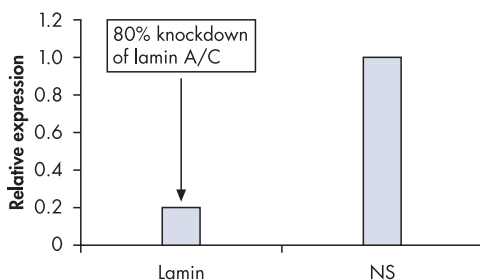
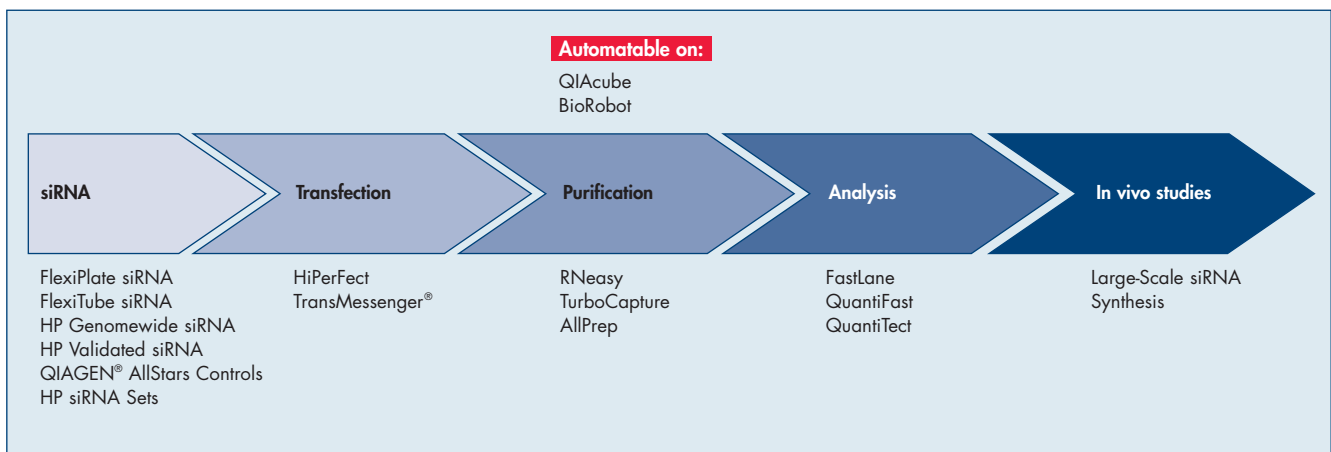


Figure 4. Reliable validation of gene silencing. In a 96-well plate of HCT116 cells, 5 wells were transfected with lamin A/C siRNA (**Lamin**) or nonsilencing siRNA (**NS**). Cells were analyzed by multiplex, real-time RT-PCR using the FastLane Cell Multiplex Kit and TaqMan assays for lamin A/C (structural protein) and 18S rRNA (endogenous control). (Data kindly provided by Angela Quinn, Genzyme Corporation, USA.)



World-class RNAi solutions from QIAGEN provide:

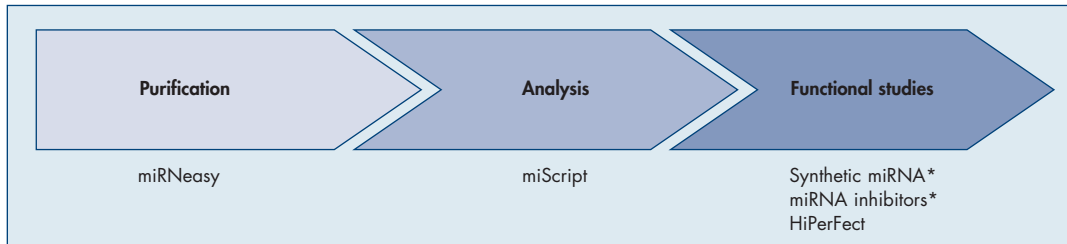
- Innovative siRNA design ensuring potent siRNA with minimal off-target effects
- Maximum flexibility to choose siRNA scales, formats, and plate layout
- Exceptionally efficient transfection at low siRNA concentrations



For world-class RNAi solutions you can rely on, visit www.qiagen.com/siRNA !

QIAGEN solutions for advancing miRNA research ensure:

- Effective purification and miRNA enrichment from all types of animal tissues and cells
- Sensitive and specific detection and quantification of miRNA
- Fast, simple quantification of multiple miRNAs from a single cDNA synthesis reaction
- Quantification of both mRNA and miRNA from the same cDNA synthesis reaction



* Please inquire.

Discover more about how to advance your miRNA research at www.qiagen.com/miRNA !

RNAi and miRNA applications

RNAi has a wide variety of applications, including analyzing groups of genes involved in specific pathways and high-throughput screening for drug discovery. For example, RNAi screening experiments have identified kinases that could potentially be targeted in anticancer therapies (Figure 5). RNAi analysis is also used in follow-up investigations of genes found to be upregulated or downregulated in microarray experiments. In miRNA research, purification and real-time PCR technologies can be used to characterize multiple miRNAs (Figures 6 and 7).

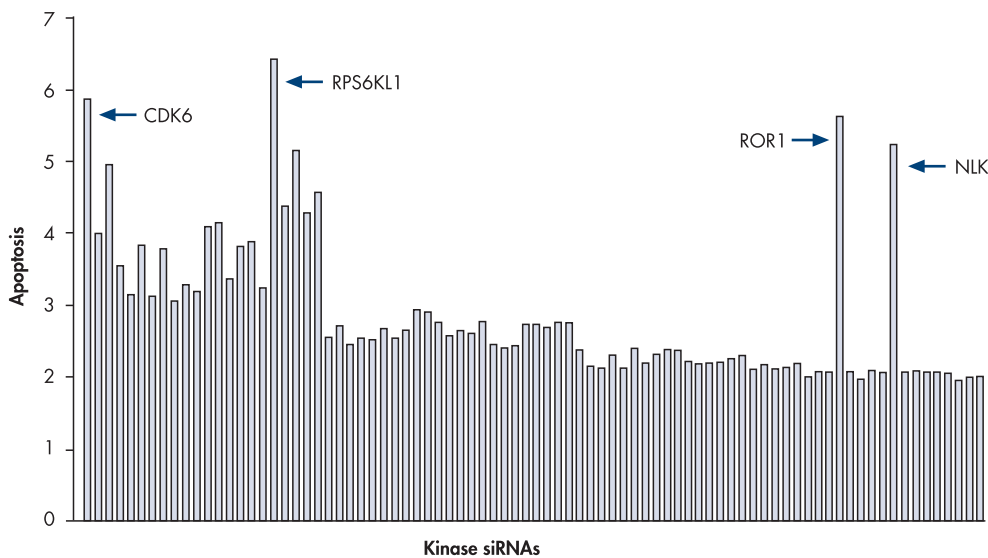


Figure 5. siRNA screening of kinase genes reveals novel anticancer targets. These data show a portion of the results achieved when cells were transfected with siRNAs from QIAGEN's Human Kinase siRNA Set followed by measurement of apoptosis using a histone-DNA fragmentation ELISA. Silencing of the 4 survival kinases indicated causes increased apoptosis. Of these 4 kinases, 2 are novel and of unknown function (RPS6KL1 and ROR1). (Data kindly provided by Jeffrey P. MacKeigan, Leon O. Murphy, and John Blenis, Harvard Medical School, USA.) For full details of this research, refer to MacKeigan, J.P. et al. (2005) Sensitized RNAi screen of human kinases and phosphatases identifies new regulators of apoptosis and chemoresistance. *Nat. Cell Biol.* **7**, 591.

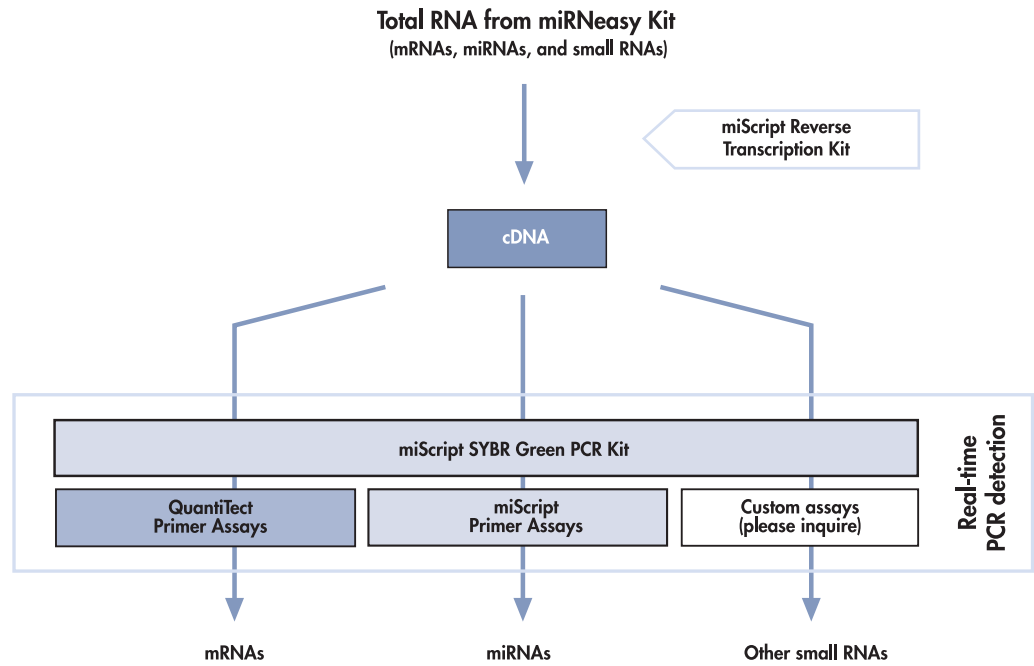


Figure 6. miRNA characterization using miRNeasy and miScript technologies. Combined miRNeasy and miScript technologies enable purification, detection, and quantification of miRNAs, small RNAs, and mRNAs.

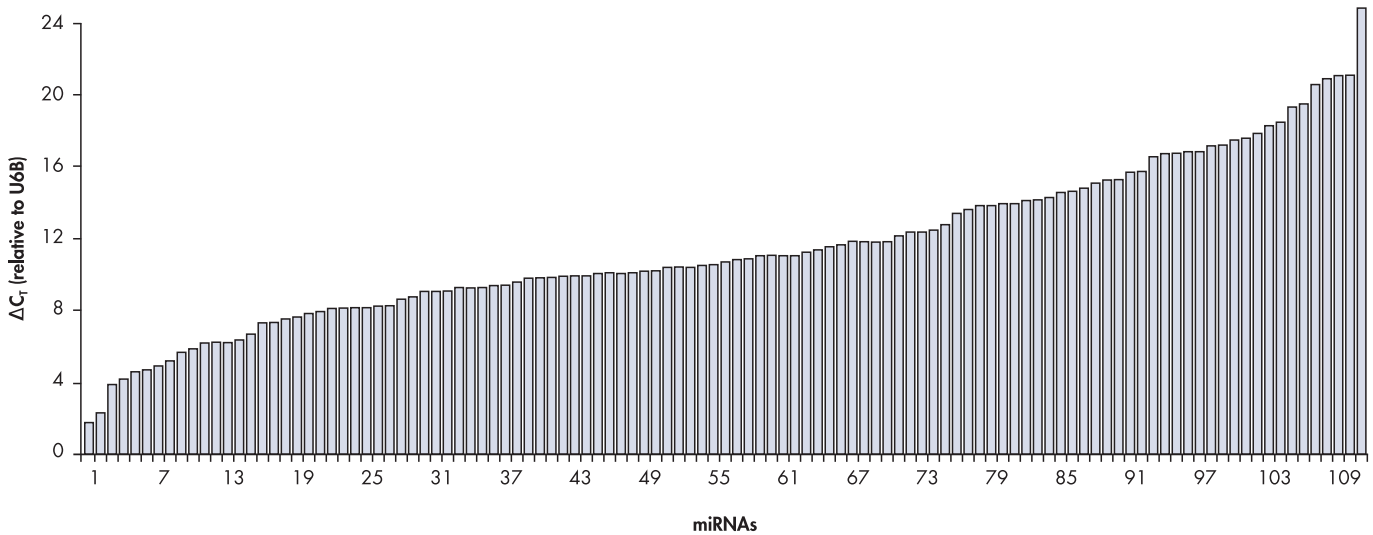
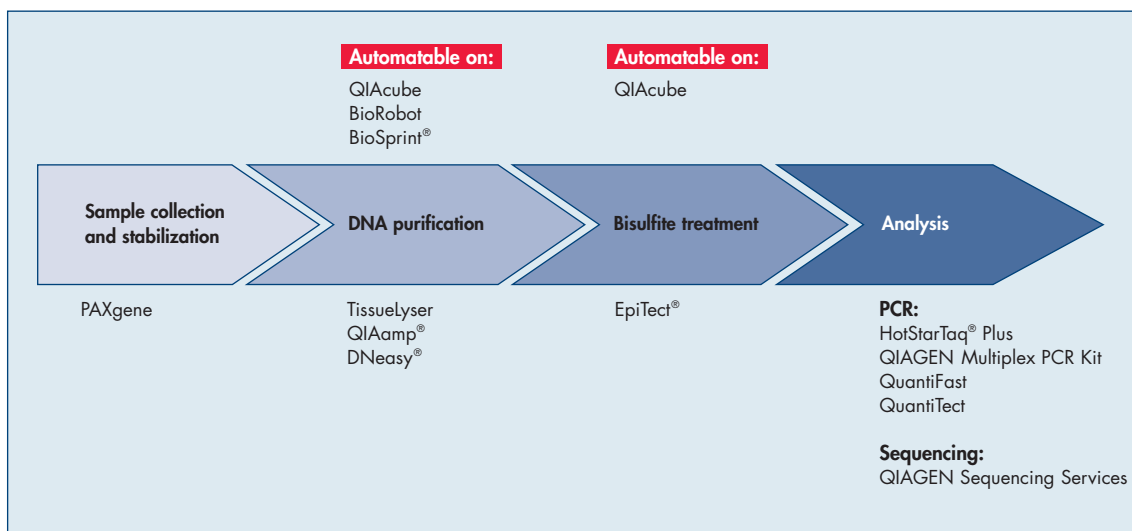


Figure 7. Detection of multiple miRNAs in Jurkat cells. Total RNA was prepared from Jurkat cells using the miRNeasy Mini Kit. The miScript System was used for real-time PCR analysis of 328 miRNAs. Of these, 111 miRNAs were expressed.



Innovative QIAGEN solutions for epigenetics include:

- Purification of high-quality DNA from any sample type, including FFPE tissue sections
- Complete bisulfite conversion and protection of even low DNA amounts (Figures 8 and 9)
- Robust and specific PCR technologies for accurate results



For more on epigenetics research, visit www.qiagen.com/epigenetics !

Figure 8. Amplification of large PCR products from minimal amounts of bisulfite treated DNA, indicating DNA protection. Human genomic DNA was purified from blood using the QIAamp DNA Blood Mini Kit, and various amounts (1 ng – 1 µg) were converted using the EpiTect Bisulfite Kit, which includes a novel DNA protection solution for bisulfite treatment. PCR was performed using the HotStarTaq *Plus* Master Mix Kit and 2 sets of primers designed to amplify converted DNA. 5 µl of each PCR was loaded onto a 1.3% agarose gel. As little as 1 ng DNA is sufficient for conversion using the EpiTect Bisulfite Kit. **C:** untreated genomic DNA (negative control). **M:** marker.

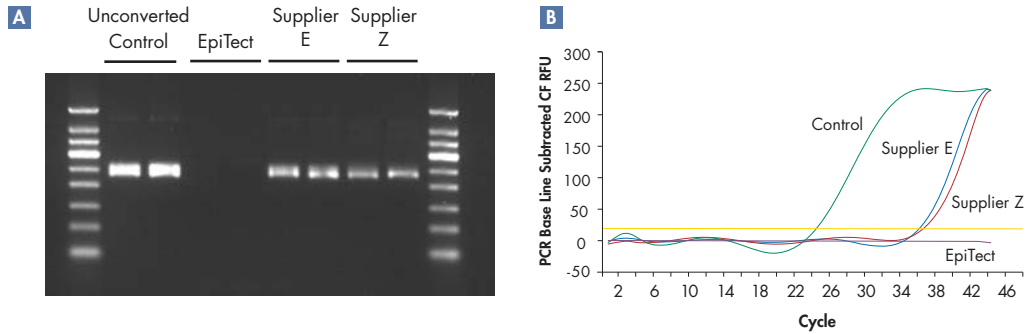
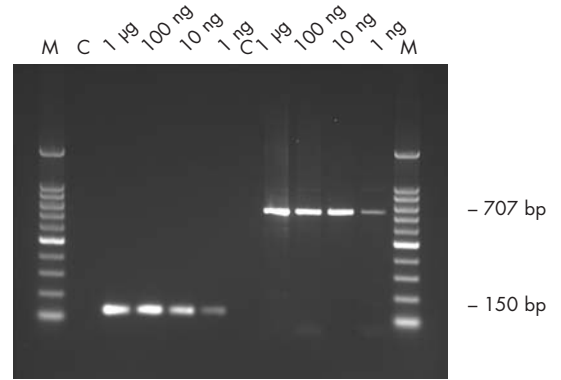
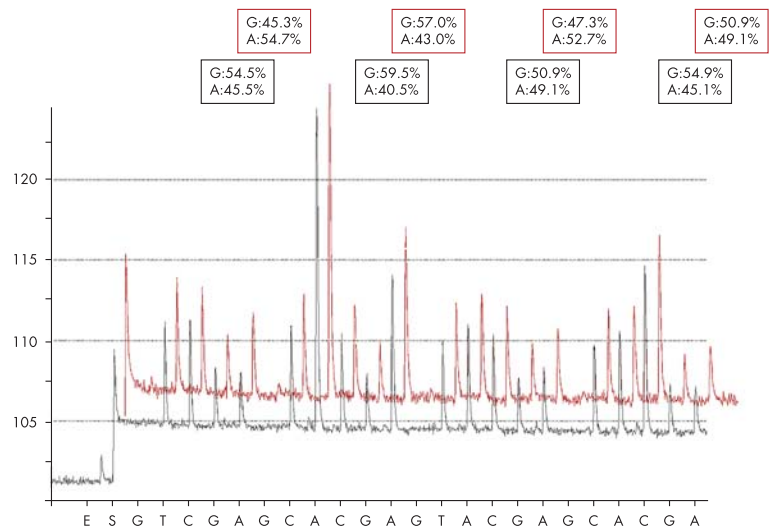


Figure 9. Highly efficient cytosine conversion, leading to absence of genomic DNA detection. 1 µg genomic DNA was converted using the EpiTect Bisulfite Kit or bisulfite kits from alternative suppliers (**Supplier E** and **Supplier Z**) according to the manufacturers' instructions. Next, the presence of unconverted DNA in comparable amounts of each sample was determined by **A** end-point PCR using the HotStarTaq *Plus* Master Mix Kit and **B** SYBR Green based real-time PCR using the QuantiTect SYBR Green PCR Kit. The EpiTect Bisulfite Kit treated DNA showed complete conversion while DNA treated using kits from Suppliers E and Z exhibited a significant proportion of unconverted DNA.

Epigenetics applications

DNA methylation is of interest in many areas of research, including DNA repair, cell cycle control, developmental biology, cancer, and other diseases. Many historical tissue samples are stored in paraffin, and these sample types can prove difficult to analyze using conventional techniques. Using the EpiTect Bisulfite Kit, even FFPE samples can be reliably analyzed in applications such as Pyrosequencing® analysis, providing results that are identical to those from frozen tissue samples (Figure 10).

Figure 10. Comparable Pyrosequencing results from frozen and FFPE tissue samples. Pyrograms were obtained from matched frozen (black) and FFPE (red) tissues. Virtually identical results were obtained, opening up the possibility to accurately investigate methylation of the MGMT (O-6-methylguanine-DNA methyltransferase) gene in archival tissues. (Data kindly provided by Dr. Thomas Mikeska, Department of Neuropathology, University of Bonn, Germany.)



More Web links

General

- GeneGlobe Web portal (real-time RT-PCR assays and siRNAs) www.qiagen.com/GeneGlobe
- Literature, journal references, tips and tools, and more www.qiagen.com/support
- QIAGEN ProductFinder www.qiagen.com/ProductFinder

Gene expression analysis

- SYBR Green based real-time RT-PCR www.qiagen.com/SYBRGreen
- Multiplex, real-time RT-PCR www.qiagen.com/multiplex
- Fast, real-time RT-PCR www.qiagen.com/fastPCR
- Real-time RT-PCR without RNA purification www.qiagen.com/FastLane

- Critical Factors for Successful Real-Time PCR [PDF] www.qiagen.com/criticalfactors
- Critical Factors for Success in Real-Time, Multiplex PCR [PDF] www.qiagen.com/criticalfactorsMP

RNAi

- Transfection cell database www.qiagen.com/TransfectionTools
- High-Throughput RNAi User Forum www.qiagen.com/htRNAi

Automated solutions

- Automation products page www.qiagen.com/automation
- QIAcube www.qiagen.com/myQIAcube

For up-to-date licensing information and product-specific disclaimers, see the respective QIAGEN kit handbook or user manual. QIAGEN kit handbooks and user manuals are available at www.qiagen.com or can be requested from QIAGEN Technical Services or your local distributor.

“RNA_{later}®” is a trademark of AMBION, Inc., Austin, Texas and is covered by various U.S. and foreign patents.

Trademarks: QIAGEN®, QIAamp®, QIAcube™, AllPrep™, Allprotect™, BioRobot®, DNeasy®, EpiTect®, GeneGlobe™, HotStarTaq®, QuantiFast™, QuantiTect®, RNAprotect®, RNeasy®, TransMessenger® (QIAGEN Group); ABI PRISM®, Applied Biosystems® (Applied Biosystems Corporation or its subsidiaries); PAXgene™ (PreAnalytiX GmbH); Pyrosequencing® (Biotage AB); SYBR® (Molecular Probes, Inc.); TaqMan® (Roche Group).

The QuantiTect Whole Transcriptome Kit is for use only as licensed by Amersham Biosciences Corp (part of GE Healthcare Bio-Sciences) and QIAGEN GmbH. The Phi 29 DNA polymerase may not be re-sold or used except in conjunction with the other components of this kit. See U.S. Patent Nos. 5,854,033, 6,124,120, 6,143,495, 5,001,050, 5,198,543, 5,576,204, and related U.S. and foreign patents.

Purchase of this product (QuantiFast SYBR Green Kits, QuantiTect SYBR Green Kits, and FastLane Cell SYBR Green Kit) is accompanied by a limited, non-transferable immunity from suit to use it with detection by a dsDNA-binding dye as described in U.S. Patents Nos. 5,994,056 and 6,171,785 and corresponding patent claims outside the United States for the purchaser's own internal research. No real-time apparatus or system patent rights or any other patent rights, and no right to use this product for any other purpose are conveyed expressly, by implication or by estoppel.

This product (QuantiFast Probe PCR Kits, QuantiTect Probe Kits, QuantiTect Multiplex Kits, FastLane Cell Probe Kit, and FastLane Cell Multiplex Kits) is an Authorized 5' Nuclease Core Kit without Licensed Probe. Its purchase price includes a limited, non-transferable immunity from suit under certain patents owned by Roche Molecular Systems, Inc. or F. Hoffmann-La Roche Ltd, for using only this amount of the product in the practice of the 5' nuclease process solely for the purchaser's own internal research when used in conjunction with Licensed Probe. No right under any other patent claims (such as apparatus or system claims) and no right to use this product for any other purpose is hereby granted expressly, by implication or by estoppel. Further information on purchasing licenses may be obtained by contacting the Director of Licensing, Applied Biosystems, 850 Lincoln Centre Drive, Foster City, California 94404, USA.

Purchase of this product (QuantiFast SYBR Green RT-PCR Kit, QuantiTect SYBR Green RT-PCR Kit, QuantiTect Probe RT-PCR Kit, QuantiTect Multiplex RT-PCR Kits, FastLane Cell SYBR Green Kit, FastLane Cell Probe Kit, and FastLane Cell Multiplex Kits) is accompanied by a limited, non-transferable license under RT and Reverse Transcription-PCR patents owned by Roche Molecular Systems, Inc. and F. Hoffmann-La Roche Ltd to use it for the purchaser's own internal research. No real-time patent rights of any kind, no right under any other patent claims (such as apparatus or system claims), and no right to use this product for any other purpose is hereby granted expressly, by implication or by estoppel.

This product (QuantiTect Primer Assays) is compatible for use in the 5' nuclease process or the dsDNA-binding dye processes covered by patents owned by Roche or owned by or licensed to Applied Biosystems. No license under these patents to practice the 5' nuclease process or the dsDNA-binding dye processes are conveyed expressly or by implication to the purchaser by the purchase of this product.

siRNA technology licensed to QIAGEN is covered by various patent applications, owned by the Massachusetts Institute of Technology, the Carnegie Institute of Washington, Alnylam Corporation, and others.

Use of methylation specific PCR (MSP) is covered by US patents 5,786,146, 6,017,704, 6,200,756, 6,265,171, and corresponding foreign patents and applications. No license under these patents to use the MSP process is conveyed to the purchaser by purchasing this product.

QIAGEN values your privacy. Visit www.qiagen.com/goto/PrivacyPolicy for details. © 2010 QIAGEN, all rights reserved.

www.qiagen.com

Australia = Orders 03-9840-9800 = Fax 03-9840-9888 = Technical 1-800-243-066

Austria = Orders 0800/28-10-10 = Fax 0800/28-10-19 = Technical 0800/28-10-11

Belgium = Orders 0800-79612 = Fax 0800-79611 = Technical 0800-79556

Canada = Orders 800-572-9613 = Fax 800-713-5951 = Technical 800-DNA-PREP (800-362-7737)

China = Orders 021-51345678 = Fax 021-51342500 = Technical 021-51345678

Denmark = Orders 80-885945 = Fax 80-885944 = Technical 80-885942

Finland = Orders 0800-914416 = Fax 0800-914415 = Technical 0800-914413

France = Orders 01-60-920-920 = Fax 01-60-920-925 = Technical 01-60-920-930

Germany = Orders 02103-29-12000 = Fax 02103-29-22000 = Technical 02103-29-12400

Hong Kong = Orders 800 933 965 = Fax 800 930 439 = Technical 800 930 425

Ireland = Orders 1800 555 049 = Fax 1800 555 048 = Technical 1800 555 061

Italy = Orders 02-33430411 = Fax 02-33430426 = Technical 800 787980

Japan = Telephone 03-5547-0811 = Fax 03-5547-0818 = Technical 03-5547-0811

Luxembourg = Orders 8002-2076 = Fax 8002-2073 = Technical 8002-2067

The Netherlands = Orders 0800-0229592 = Fax 0800-0229593 = Technical 0800-0229602

Norway = Orders 800-18859 = Fax 800-18817 = Technical 800-18712

South Korea = Orders 1544 7145 = Fax 1544 7146 = Technical 1544 7145

Sweden = Orders 020-790282 = Fax 020-790582 = Technical 020-798328

Switzerland = Orders 055-254-22-11 = Fax 055-254-22-13 = Technical 055-254-22-12

UK = Orders 01293-422-911 = Fax 01293-422-922 = Technical 01293-422-999

USA = Orders 800-426-8157 = Fax 800-718-2056 = Technical 800-DNA-PREP (800-362-7737)

