QIAGEN

QIAamp® PowerFecal® Pro DNA Kit

The next-generation kit for the isolation of microbial DNA from stool and gut samples

Overview

Procedure

Isolate more DNA

Improve DNA Quality

Decrease Processing Time

Achieve Unbiased Results

Ordering Information

Overview

Procedure

Isolate more DNA

Improve DNA Quality

Decrease Processing Time

Achieve Unbiased Results

Ordering Information

Procedure

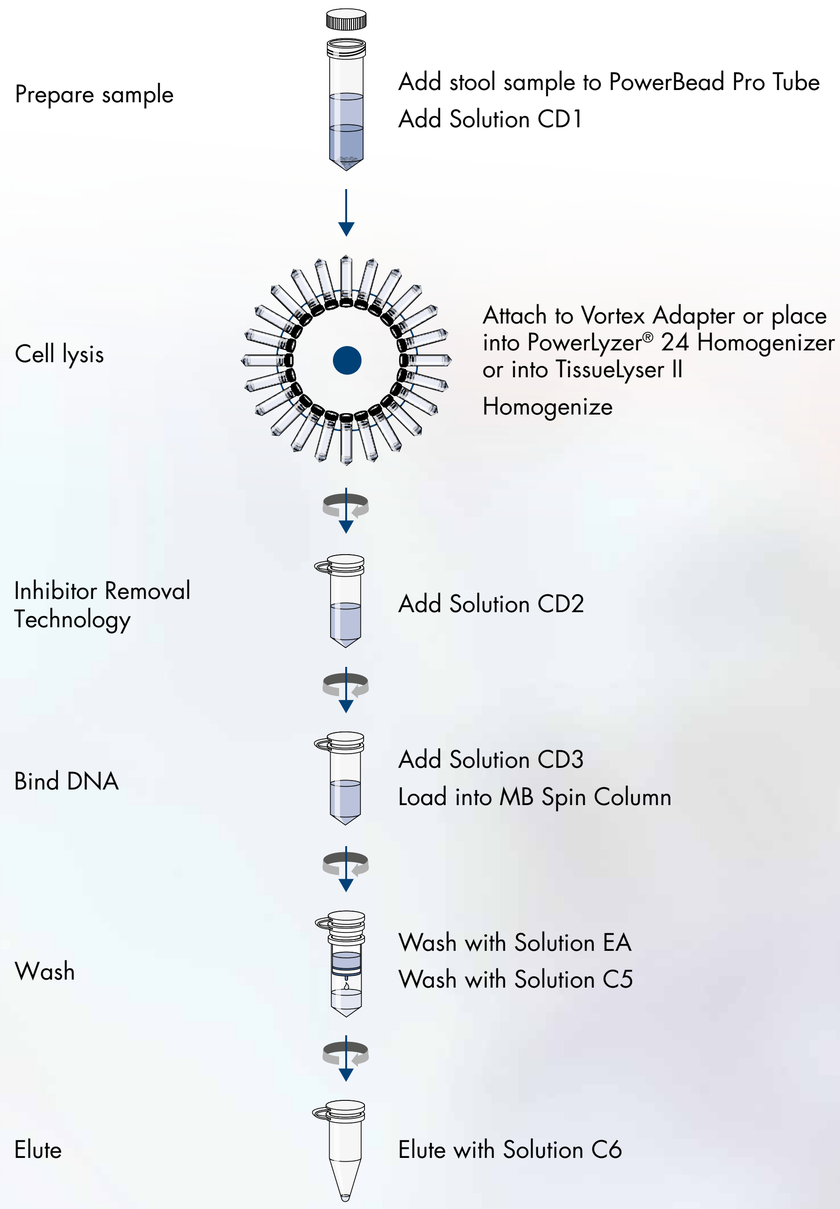

Starting material: up to 250 mg of stool or gut sample

Elution Volume: 50–100 µl

Automated on the QIAcube®

Shorter workflow compared to the original QIAamp PowerFecal DNA Kit:

- Four fewer steps
- No incubation time
- Total time needed = 18 min
- Time saved = 12 min

Download Quick-Start Protocol

Overview
Procedure
Isolate more DNA
Improve DNA Quality
Decrease Processing Time
Achieve Unbiased Results
Ordering Information

Efficient lysis of bacteria and fungi in stool and gut samples allows isolation of higher amounts of DNA

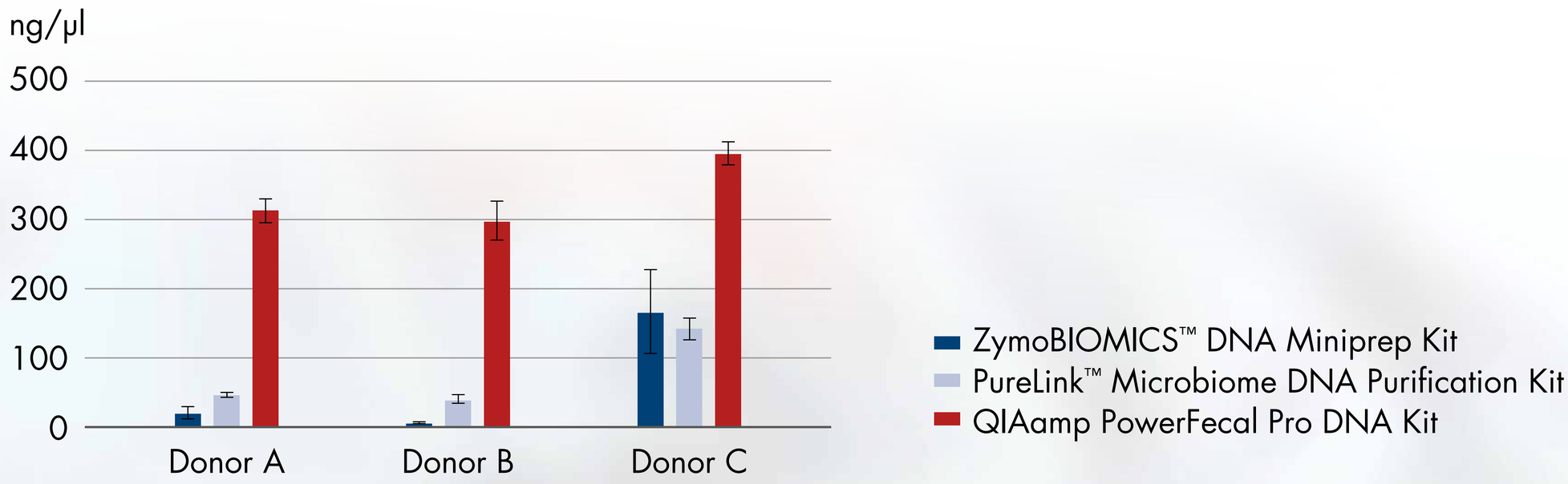

DNA was isolated from stool samples (200 mg) from three donors using commercially available sample preparation solutions and the new QIAamp PowerFecal Pro DNA Kit and compared. Yields were measured by fluorometric quantification (Qubit™).

Up to 20-fold higher DNA yields compared to alternative methods

Overview

Procedure

Isolate more DNA

Improve DNA Quality

Decrease Processing Time

Achieve Unbiased Results

Ordering Information

New QIAamp PowerFecal Pro DNA Kit enables isolation of greater amounts of high-quality DNA compared to first-generation kits

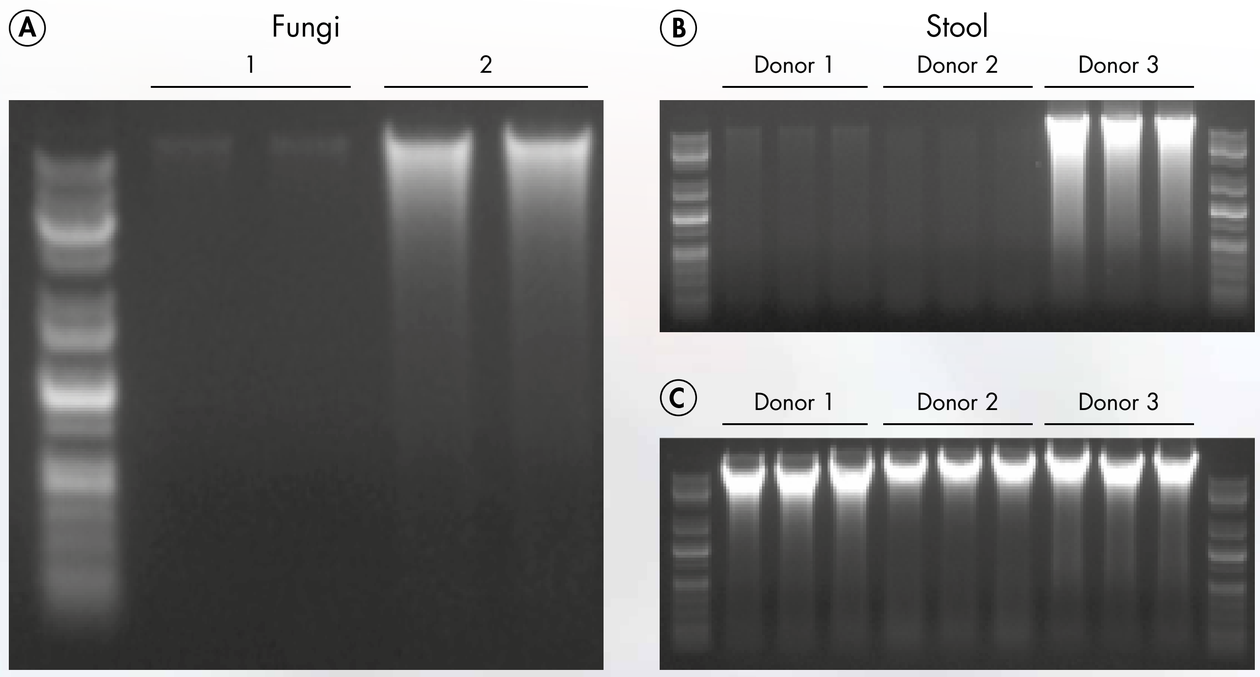

A DNA from duplicate 1.8 ml *C. albicans* cultures was isolated with the QIAamp PowerFecal DNA (1) or the QIAamp PowerFecal Pro DNA (2) Kits. **B, C** DNA from stool samples (200 mg) from three donors was prepared with the first-generation QIAamp PowerFecal DNA Kit **B** or the new QIAamp PowerFecal Pro DNA Kit **C**. DNA was analyzed via gel electrophoresis.

Isolate large amounts of high-quality DNA from stool samples and fungi

Overview
Procedure
Isolate more DNA
Improve DNA Quality
Decrease Processing Time
Achieve Unbiased Results
Ordering Information

Streamlined Inhibitor Removal Technology® (IRT) decreases sample processing time

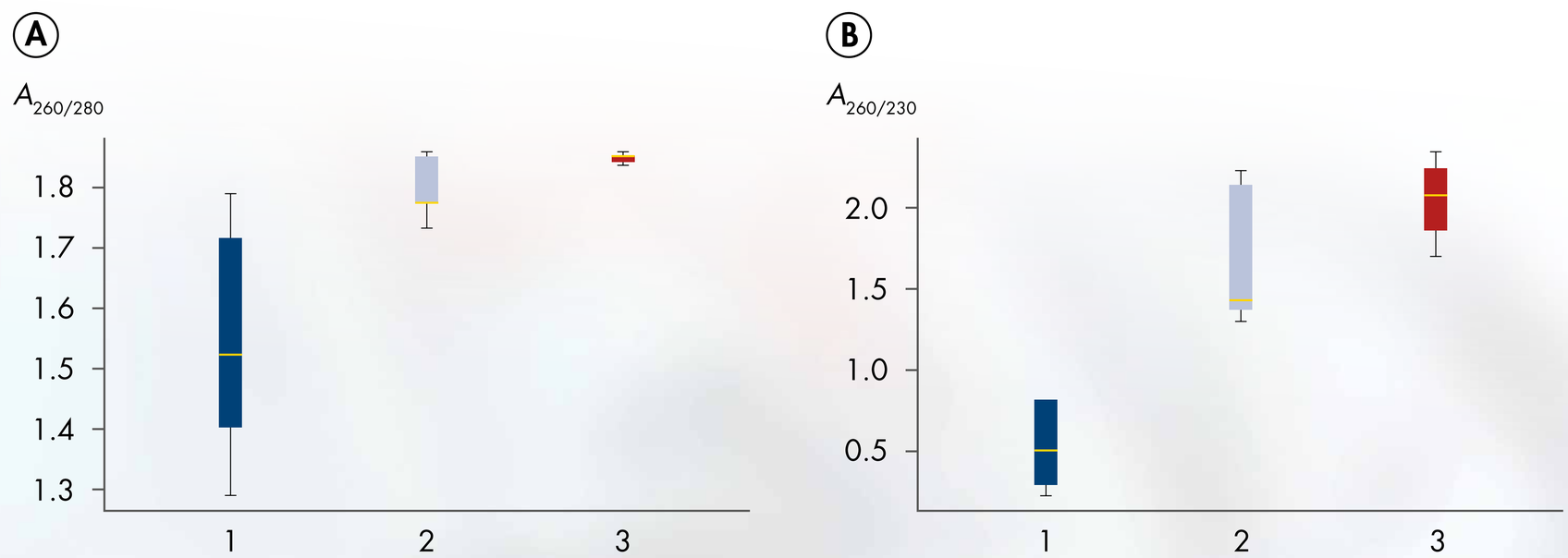

1 = ZymoBIOMICS DNA Miniprep Kit
2 = PureLink Microbiome DNA Purification Kit
3 = QIAamp PowerFecal Pro DNA Kit

Stool samples (200 mg) were prepared using commercially available sample preparation solutions and the new QIAamp PowerFecal Pro DNA Kit and compared. DNA purity was measured via UV spectrophotometry and the comparisons of **A** A_{260}/A_{280} and **B** A_{260}/A_{230} ratios are shown.

Faster one-step IRT that beats competitors and results in highly pure DNA

Overview
Procedure
Isolate more DNA
Improve DNA Quality
Decrease Processing Time
Achieve Unbiased Results
Ordering Information

Efficient microbial lysis results in increased alpha diversity in 16S rRNA gene sequencing

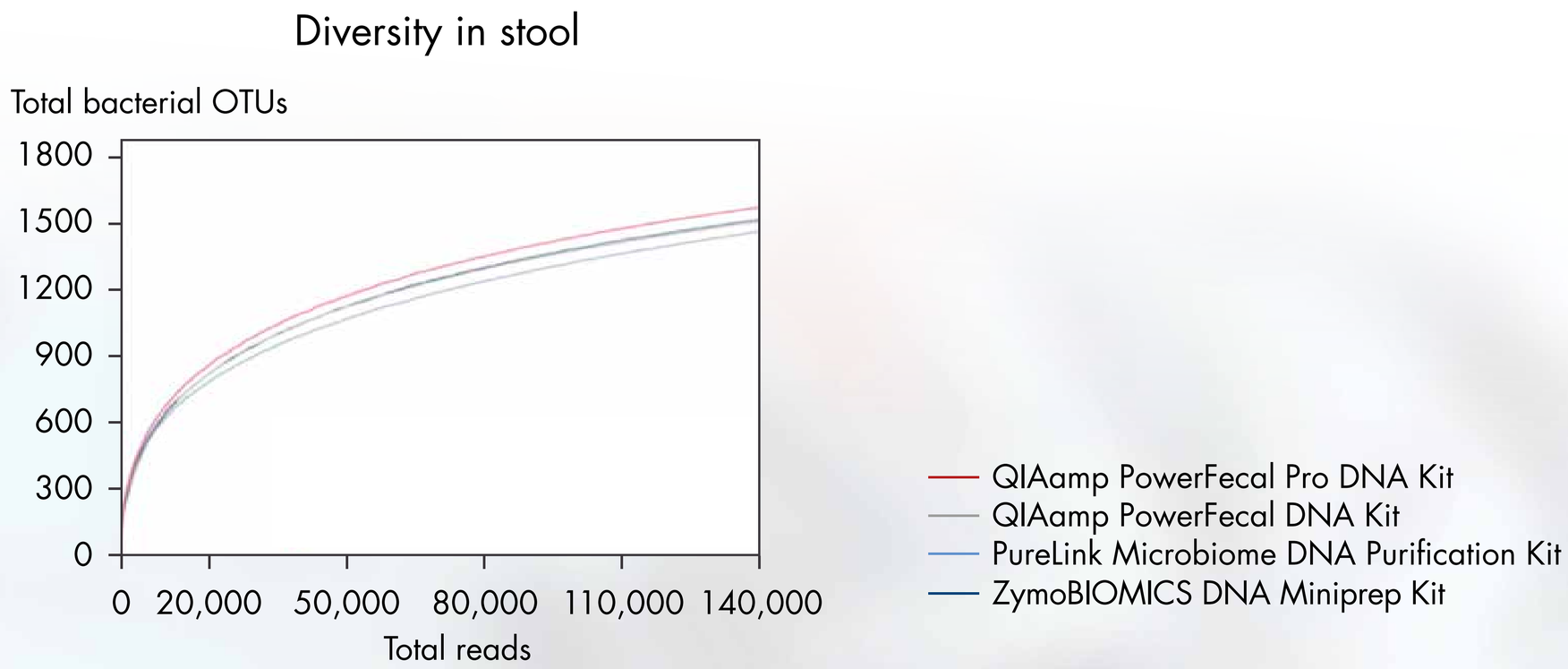

DNA prepared from stool samples was isolated with different methods and enriched. Analysis of the 16S rRNA genes was done using the QIAseq® 1-Step Amplicon Kit and data analysis was done using the Microbial Genomics Pro Suite (CLC workbench). Alpha diversity was determined by total number of bacterial OTUs.

Greater number of bacteria (OTUs) identified than with alternative methods

Overview

Procedure

Isolate more DNA

Improve DNA Quality

Decrease Processing Time

Achieve Unbiased Results

Ordering Information

Ordering Information

Product	Description	Cat. no.
QIAamp PowerFecal Pro DNA Kit (50)	For 50 samples: contains Buffers, PowerBead Tubes, MB Spin Columns, 2 ml Collection Tubes for the isolation of microbial DNA from stool and gut samples	51804

For up-to-date licensing information and product-specific disclaimers, see the respective QIAGEN kit handbook or user manual. QIAGEN kit handbooks and user manuals are available at www.qiagen.com or can be requested from QIAGEN Technical Services or your local distributor.

Trademarks: QIAGEN®, Sample to Insight®, Inhibitor Removal Technology®, PowerFecal®, PowerLyzer®, QIAamp® (QIAGEN Group); Purelink™, Qubit™ (Thermo Fisher Scientific, Inc.); ZymoBIOMICS™ (Zymo Research Corp.).

© 2018 QIAGEN, all rights reserved.

Visit Webpage