



AmniSure[®] ROM Test

Quick Reference Guide

Reading AmniSure ROM Test Results

AmniSure ROM Test Quick Facts

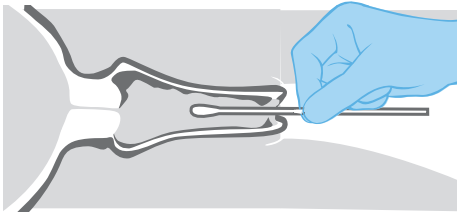
- AmniSure is a rapid, non-instrumented, qualitative immunoassay to aid in the detection of ROM (Rupture Of [fetal] Membranes)
- 98.9% sensitive and 98.1% specific
- Not affected by urine, semen, vaginal infections and trace amounts of blood on the swab
- No speculum exam required
- No gestational age limit
- Billable with CPT[®] 84112

Proper Sample Collection Tips

- Collect specimen from patients presenting with signs, symptoms or complaints suggestive of ROM
- Specimen should be tested within 4 hours of collection*
- Collect specimen prior to digital examination or lubricants
- Collect specimen prior to use of any disinfectant solutions or medicines or 6 hours after their removal

AmniSure 4-Step Testing Procedure*

1

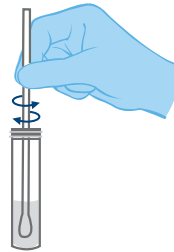


Collect sample

1 minute - collection.

Collect sample of vaginal discharge with sterile collection swab (no speculum required).

2

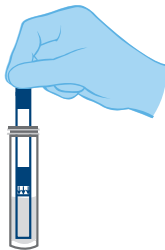


Transfer to solvent

1 minute - dilution.

Rinse specimen swab in solvent vial. **Discard swab.**

3

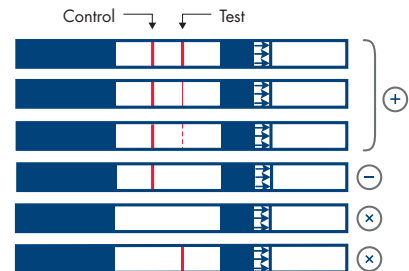


Insert test strip

10 minutes - removal of test strip.

Insert test strip into vial to initiate PAMG-1 detection. Remove the test strip after 10 minutes and then read the test results within 5 minutes.

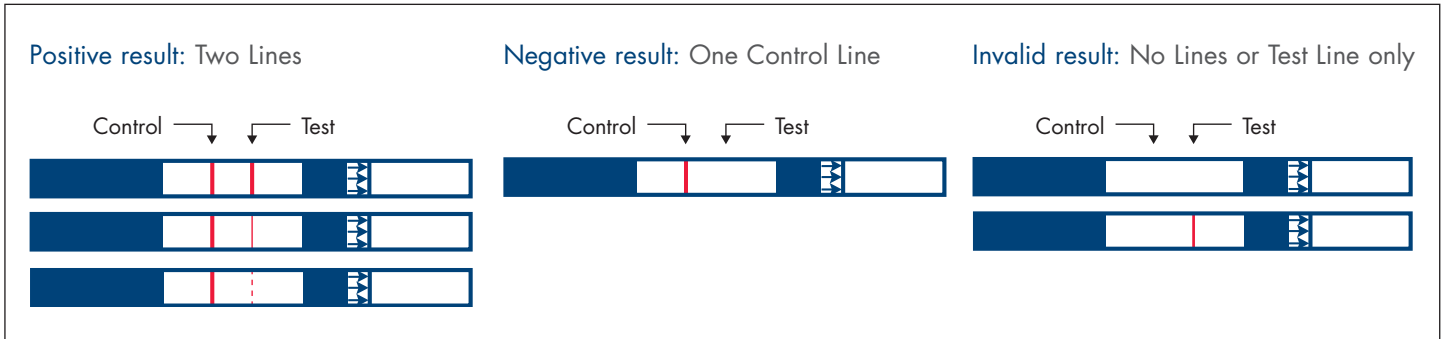
4



Read results

Remove test strip from vial, observe and record results.

Do not read after 15 minutes have passed since inserting the strip into the vial. **Note: Faint or broken lines should always be read as positive.**



Additional notes for reading the test results:

- Faint or broken lines should always be read as positive.



- The presence of no lines or only a test line indicates an invalid test result. DO NOT interpret this as a negative test result. Invalid results require a retest.

Important limitations of use:

- Failure to detect membrane rupture does not assure the absence of membrane rupture
- Results should be used in conjunction with other clinical information

Learn more at www.herQIAGEN.com/AmniSure

References:

(1) AmniSure ROM (Rupture of [fetal] Membranes) Test Instructions for Use. QIAGEN, 2019.

For up-to-date licensing information and product-specific disclaimers, see the respective QIAGEN® handbook or user manual. QIAGEN kit handbooks and user manuals are available at www.qiagen.com or can be requested from QIAGEN Technical Services or your local distributor.

*If the patient sample is not tested within 4 hours and sample storage is necessary, tightly close the sample vial and place in a refrigerator. Do not test the sample after more than 6 hours have passed since sample collection.

Trademarks: QIAGEN®, Sample to Insight®, AmniSure® (QIAGEN Group), CPT® (American Medical Association). Registered names, trademarks, etc. used in this document, even when not specifically marked as such, are not to be considered unprotected by law.

1121020 02/20 PROM-10956-004 © 2020 QIAGEN, all rights reserved.

Ordering www.qiagen.com/shop | Technical Support support.qiagen.com | Website www.qiagen.com