

Overview

The lab waste challenge

Eco-friendlier packaging

What's new?

How much will you save?

Quality guaranteed

To be continued...

Ordering information



QIAwave Kits
Let's make science more sustainable. Together.

Overview

The lab waste challenge

Eco-friendlier packaging

What's new?

How much will you save?

Quality guaranteed

To be continued...

Ordering information

The lab waste challenge

Sustainability is a hot topic, especially in research where large volumes of plastic and cardboard waste continue to be generated. What's more, most lab waste is autoclaved and incinerated, making recycling difficult.

Did you know?

In 2015, scientists at the University of Exeter in the UK estimated that 5.5 million tons of plastic waste are produced in biomedical research labs across the globe every year.*

* Urbina, M., Watts, A. & Reardon, E. *Nature* 528, 479 (2015).
<https://doi.org/10.1038/528479c>



Eco-friendlier packaging for our new purification kits

Overview

The lab waste challenge

Eco-friendlier packaging

What's new?

How much will you save?

Quality guaranteed

To be continued...

Ordering information

RNeasy Mini Kit (250)



QIAwave RNA Mini Kit (250)



To help reduce lab waste, we're now offering eco-friendlier versions of our three most popular prep kits.

- QIAwave RNA Mini Kit (based on the RNeasy Mini Kit) for total RNA isolation
- QIAwave DNA Blood & Tissue Kit (based on the DNeasy Blood & Tissue Kit) for genomic DNA isolation
- QIAwave Plasmid Miniprep Kit (based on the QIAprep Spin Miniprep Kit) for plasmid DNA isolation

What's new about our QIAwave Kits?

Overview

The lab waste challenge

Eco-friendlier packaging

What's new?

How much will you save?

Quality guaranteed

To be continued...

Ordering information



Concentrated buffers

QIAwave Kits come with new buffer concentrates, saving up to 86% plastic per bottle compared to our standard buffers. You can reconstitute these buffers in four simple steps.



Watch the video to learn more



Reusable Waste Tubes

We've replaced our standard Collection Tubes with new Waste Tubes made from 100% recycled plastic that you can reuse throughout the procedure without causing cross-contamination.



Watch the video to learn more

Overview

The lab waste challenge

Eco-friendlier packaging

What's new?

How much will you save?

Quality guaranteed

To be continued...

Ordering information

How much will you save?

The table below shows waste savings in grams/kit and as a percentage reduction compared to our standard kits.



	Plastic savings	Cardboard savings	Paper savings
QIAwave RNA Mini Kit*	876 g (61%)	54 g (38%)	11 g (100%)
QIAwave DNA Blood & Tissue Kit†	909 g (63%)	139 g (42%)	5.3 g (100%)
QIAwave Plasmid Miniprep Kit‡	82.1 g (15%)	17 g (15%)	5.2 g (100%)

* Savings compared to the RNeasy Mini Kit

† Savings compared to the DNeasy Blood & Tissue Kit

‡ Savings compared to the QIAprep Spin Miniprep Kit

You still get the same high-quality results

Overview

The lab waste challenge

Eco-friendlier packaging

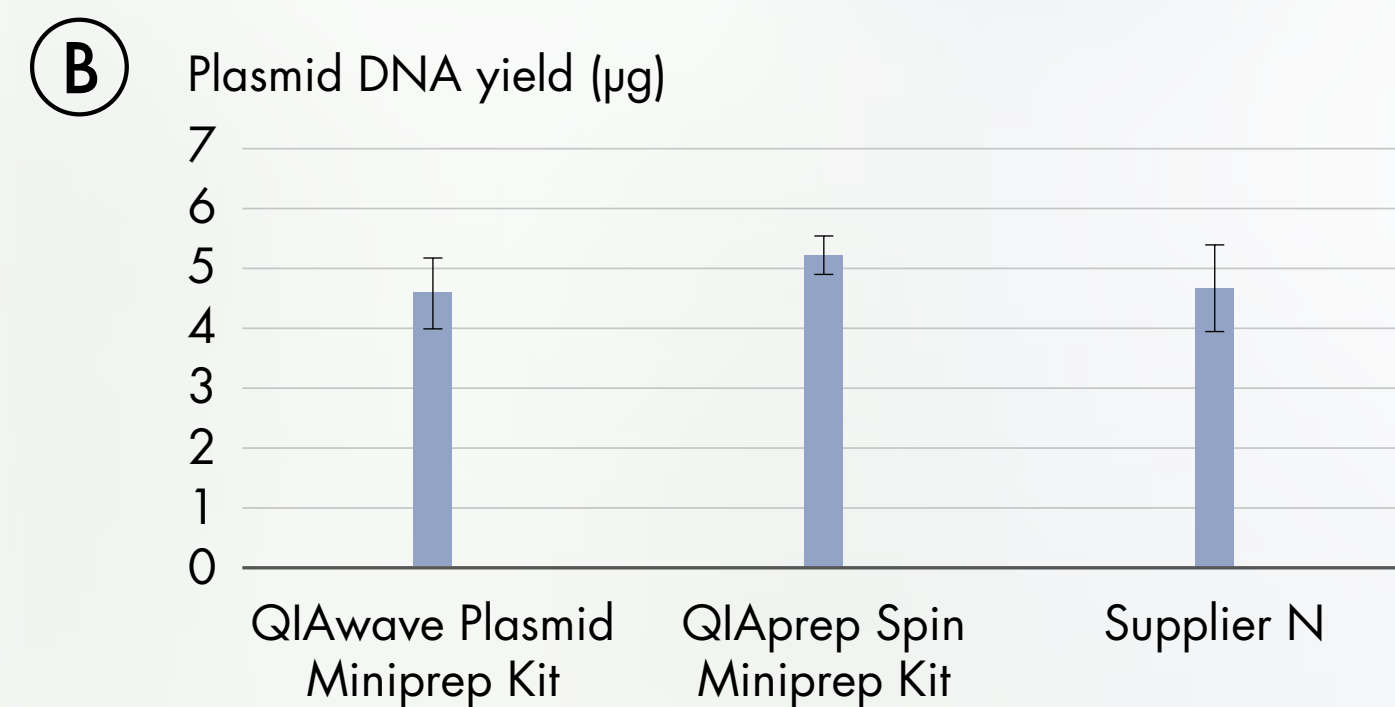
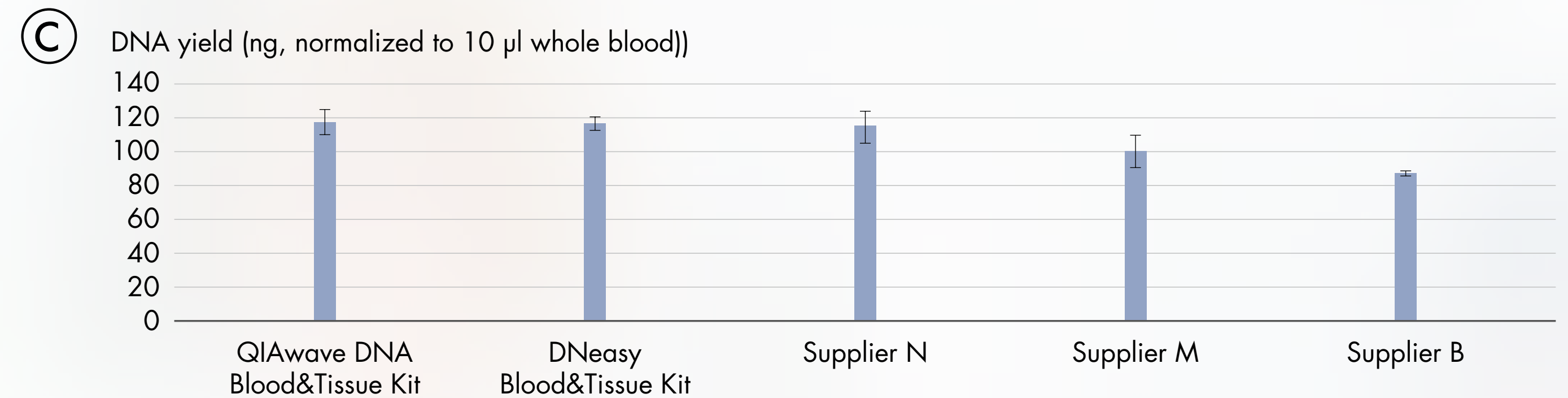
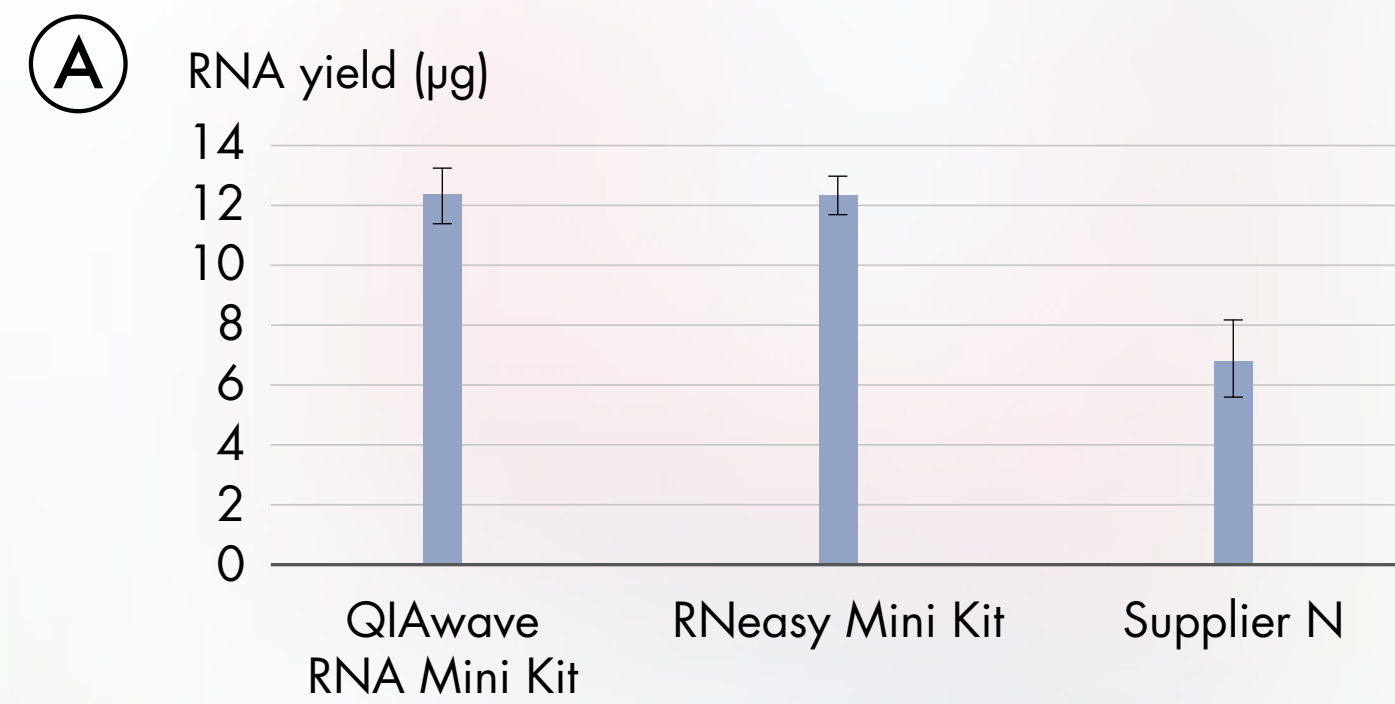
What's new?

How much will you save?

Quality guaranteed

To be continued...

Ordering information



QIAwave Kit performance. **A** RNA was purified from 1×10^6 Jurkat cells using either the QIAwave RNA Mini Kit, the RNeasy Mini Kit or a kit from Supplier N. During purification, gDNA contamination was removed by DNase I digestion and pure RNA was eluted in RNase-free water. The total RNA yield was determined using a fluorimeter. **B** Plasmid DNA was isolated from *E.coli* DH5 α cell culture (carrying plasmid pUC 21) using either the QIAwave Plasmid Miniprep Kit, the QIAprep Spin Miniprep Kit or a kit from Supplier N. Total plasmid DNA yield was determined by UV-Vis spectroscopy. **C** gDNA was purified from whole blood using either the QIAwave DNA Blood & Tissue Kit, the DNeasy Blood & Tissue Kit or kits from Supplier N, M and B. gDNA yield was determined using a fluorimeter and normalized to ng/10 µl whole blood.

QIAwave Kits show:

- Identical performance compared to our standard kits
- Comparable or better performance compared to competitor kits

To be continued...

Our eco-friendlier QIAwave packaging and components are only the beginning. Stay tuned as our spin columns and other products continue to evolve on our journey to more sustainable science.

[Overview](#)[The lab waste challenge](#)[Eco-friendlier packaging](#)[What's new?](#)[How much will you save?](#)[Quality guaranteed](#)[To be continued...](#)[Ordering information](#)

Ordering Information

Overview
The lab waste challenge
Eco-friendlier packaging
What's new?
How much will you save?
Quality guaranteed
To be continued...

Product	Contents	Cat. no.
<u>QIAwave RNA Mini Kit (250)</u>	250 RNeasy Mini Spin Columns, Waste Tubes (2 ml), RNase-free Reagents and Buffers	74536
<u>QIAwave DNA Blood & Tissue Kit (250)</u>	250 DNeasy Mini Spin Columns, Waste Tubes (2 ml), Proteinase K, Buffers, Collection Tubes (2 ml)	69556
<u>QIAwave Plasmid Miniprep Kit (250)</u>	250 QIAprep 2.0 Spin Columns, Waste Tubes (2 ml), Reagents	27206
<u>Waste Tubes (2 ml)</u>	1000 Waste Tubes (2 ml)	19211
<u>QIAcube Connect</u>	Instrument, connectivity package, 1-year warranty on parts and labor	9002864
<u>Starter Pack, QIAcube</u>	Reagent bottle racks (3); 200 µl filter-tips (1024); 1000 µl filter-tips (1024); 30 ml reagent bottles (12); rotor adapters (240); rotor adapter holder	990395

For up-to-date licensing information and product-specific disclaimers, see the respective QIAGEN kit handbook or user manual. QIAGEN kit handbooks and user manuals are available at www.qiagen.com or can be requested from QIAGEN Technical Services or your local distributor.

Trademarks: QIAGEN®, Sample to Insight®, QIAcube®, QIAprep®, DNeasy®, RNeasy® (QIAGEN Group).

Registered names, trademarks, etc. used in this document, even when not specifically marked as such, may still be protected by law.

© 2022 QIAGEN, all rights reserved. PROM-20072-002 06/2022

Ordering www.qiagen.com/shop | Technical Support support.qiagen.com | Website www.qiagen.com

Visit Webpage 

Ordering information